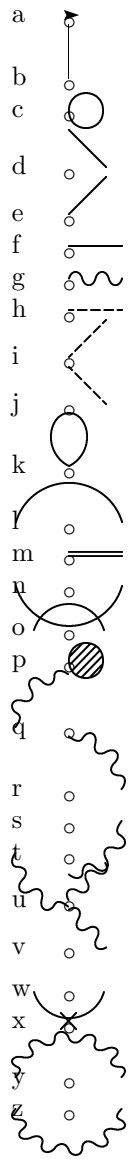
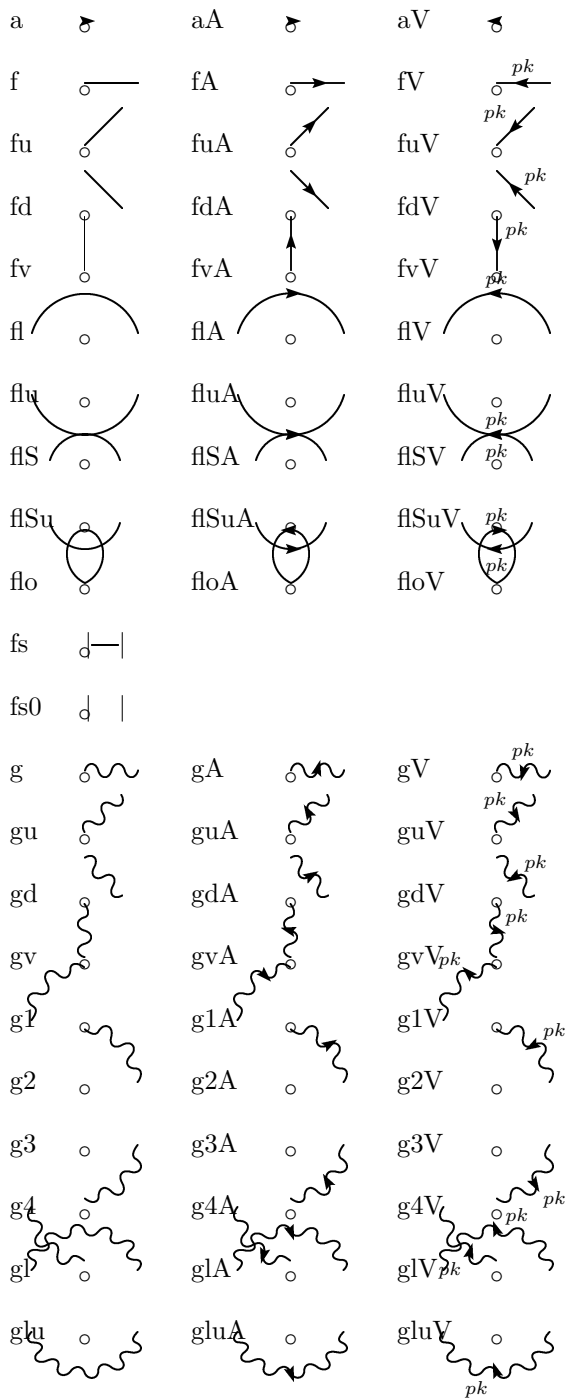


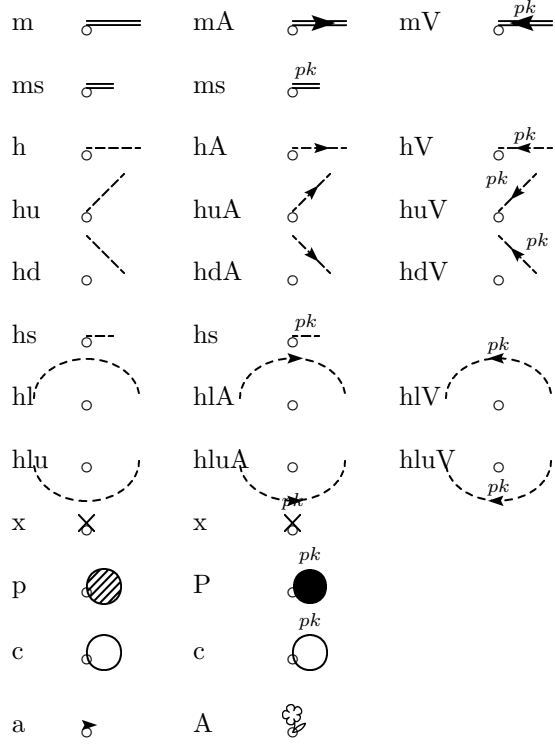
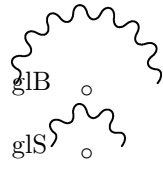
Alphabetically:

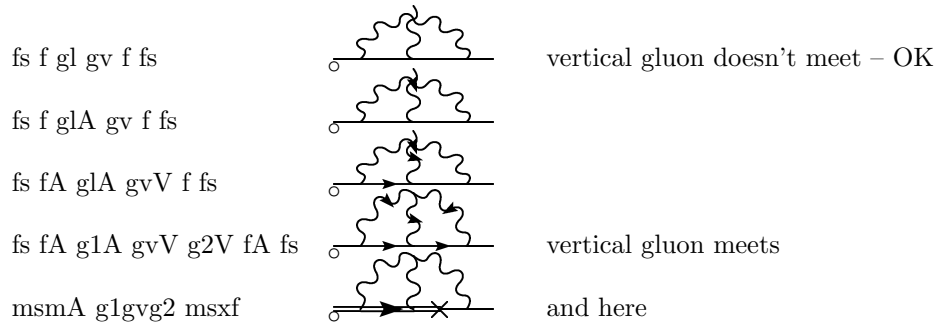


Dimensions: Feyn module: 20.0pt, math-axis: 2.5pt.

With ligatures:

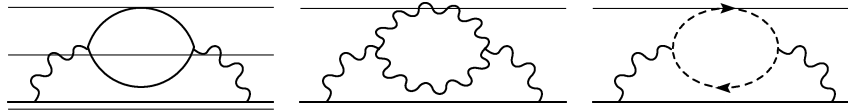






More complicated diagrams

Fermion, gluon and ghost loop:



Annotations:

a: (arrow rightward)

b: (arrow leftward)

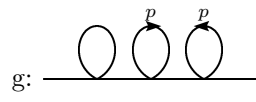
k

c: (arrows are 1=right, 2=left, 3=right, 4=left)

d: (arrow leftwards)

e: (arrows right then left)

f:



Vertex Feynman diagram:

$$\text{Diagram} = \text{Diagram} = \text{Diagram} = ig\gamma_\mu (T^c)_{ab}$$

Use of the 'belowl' macro:

$$\text{Diagram} + \text{Diagram} = \text{Diagram} + \text{Diagram}$$

Two-loop diagram:

$$\text{Diagram} \rightarrow \text{Diagram} = \text{Diagram}$$

Bremsstrahlung:

$$\text{Diagram} = \text{Diagram} + \text{Diagram}$$

OPE:

$$\begin{aligned}
 -i\Sigma_{\text{ope}} = & \left[\text{Diagram} + \text{Diagram} + \dots \right] 1 \\
 & + \left[\text{Diagram} + \dots \right] \langle \bar{\psi} M \psi \rangle \\
 & + \left[\text{Diagram} + \dots \right] \langle G_{\mu\nu}^a G_{\mu\nu}^a \rangle
 \end{aligned}$$

Complete vertex:

$$\begin{aligned}
 \text{Diagram} &= \text{Diagram} + \text{Diagram} + \text{Diagram} + \dots \\
 &= \sum_{n=0}^{\infty} \text{Diagram}^n \\
 &= \frac{\text{Diagram}}{1 - \text{Diagram}}
 \end{aligned}$$